



# BROWNELL TALBOT COLLEGE PREPARATORY SCHOOL

## 2023-2024 Upper School Profile

**Dr. Kristi Gibbs, Head of School**  
kristi.gibbs@brownell.edu

**Meg Harms, Dean of Students (grades 9-12)**  
meg.harms@brownell.edu

**Brianna Vander Vorst,  
Director of College Counseling**  
brianna.vandervorst@brownell.edu

**Jamie Beaner, School Counselor**  
jamie.beaner@brownell.edu

### About BT

Brownell Talbot is the only private, independent, coeducational college preparatory day school in the state of Nebraska. Brownell Hall opened on September 17, 1863, as an Episcopal girls' boarding school and transitioned to a coeducational facility in 1952. In 1963, the first freshmen boys were admitted, and the school became Brownell Talbot, taking the names of both bishops responsible for its creation. In 1969, the school ended its formal relationship with the Episcopal Church and became independent.

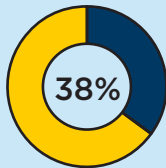
### OPENING DAY ENROLLMENT

Lower School (PS-4): **201**

Middle School (5-8): **151**

**Upper School (9-12): 138**

Total student body: **490**



US students  
of color

### FACULTY

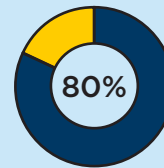
**17.95** FTE Upper School faculty members

Upper School student to faculty ratio: **7.7:1**

Average years in education: **18.5**

Upper School average class size: **10.5**

Largest individual class: **20**



US faculty  
members hold  
advanced degrees

### Response to COVID-19

Our transcripts will appear identical to pre-COVID-19 transcripts, and our counselor recommendation and/or the secondary school report will reflect anything remarkable from spring 2020 and on as it pertains to individual students. Our school navigated the pandemic with synchronous instruction, albeit over zoom or in a hybrid learning scenario in some very limited cases.

**400 North Happy Hollow Boulevard, Omaha, Nebraska 68132**  
**Phone: 402.556.3772 • FAX: 402.553.2994 • brownell.edu • School Code #281695**



# Student Accomplishments 2022-2023 School Year

## Class of 2024

**3.54**  
Average  
Cumulative  
GPA

Grade Point Average  
(6 semesters)

**27** Class Members

### Advanced Placement

100% of the Class of 2024 will graduate having completed at least one AP course.

### National Merit Recognition

3 Semifinalists

14 Upper School students earned academic All-State honors representing their activities.

Since 2013, 29 BT graduates have gone on to participate in intercollegiate athletics.

82% of ninth through twelfth grade Upper School students took an Advanced Placement exam.

Brownell Talbot earned a runner-up 2nd place in the Frontier Conference girls basketball, boys basketball, and the indoor track meet. The school has won 34 Frontier Conference championships since 2012. Brownell Talbot's cheer team earned runner-up in the Gameday category at the state championships.

BT cheerleading has 24 members, including five who were named All-American. In addition to cheering at school athletic events, the team competes at local and state-level cheer competitions in the Traditional and Game Day categories.

The Upper School orchestra, choir, contemporary a cappella ensemble, and both of BT's jazz combos all earned Level I (Superior) ratings at the 2023 District Music Contest, consistent with recent years. A junior student was selected for the Nebraska All-State Orchestra on viola. Pirate Radio, BT's a cappella group, won first place and the Outstanding Soloist award at the Northeast Jazz Festival. BT's two jazz combos tied for first place in the open-class combo division at the Chieftain Jazz Festival.

Brownell Talbot won the Frontier Conference championships in girls basketball and boys track & field. BT was the conference runner-up in volleyball. The school has won 34 Frontier Conference championships since 2012.

The Upper School Yakking Raiders speech team is perennially one of the state's best teams, having placed first (nine times) or second (four times) at nearly every state tournament over the past 15 years. The team has also earned numerous district and conference championships.

## Graduate Successes

### Classes of 2021-2023

- 100% college acceptance of graduates into four-year colleges and universities.
- Over \$17 million in scholarships were offered.
- 89% of graduates received one or more scholarship offers.

4 students earned the AP Scholar with Distinction Award, 8 earned the AP Scholar with Honor Award, and 13 earned the AP Scholar Award.

The Competition Math Team has competed in the University of Nebraska-Lincoln Math Day each year, earning first place 14 times since 2007.

The Academic Decathlon team won Regionals and the State Championship in the Very Small School division. The team finished 2nd overall amongst the Small School and 4th overall in the state. They also competed in the Online National Championships.

Brownell Talbot earned a runner-up 2nd place in the Frontier Conference girls basketball, boys basketball, and the indoor track meet. The school has won 34 Frontier Conference championships since 2012. Brownell Talbot's cheer team earned runner-up in the Gameday category at the state championships.

At the regional level, three robotics teams earned one championship title, two second place finishes, three Design Awards, and four Excellence Awards and the Innovate Award. At the International level, one team qualified for the US Open and Vex World Championships and won the Design Award at the US Open.

The fall musical, *Descendants*, was awarded Best Student Lighting Design by Nebraska High School Theatre Association. BT's one-act play, *I Never Saw Another Butterfly*, was chosen by Nebraska Thespians as their Chapter Select to perform at the 2023 International Thespian Festival; it garnered multiple individual acting awards at district and conference competitions. The Repertory Theatre class also performed *The Play That Goes Wrong*. Our spring production of *Puffs* performed to sold out houses. In addition, student actors premiered readings of screenplays during the Omaha Film Festival Writer's Theatre. BT's Thespian Troupe #8093 is a Nebraska Thespians Gold Honor Troupe; student representatives presented at the state capitol building for Theatre in Our Schools Advocacy Day meeting with legislators and the governor. BT students serve on the state board for the Nebraska Thespians with one serving as a Nebraska Student Thespian Officer. BT Theatre students received Superiors at the state and national levels from The Educational Theatre Association.

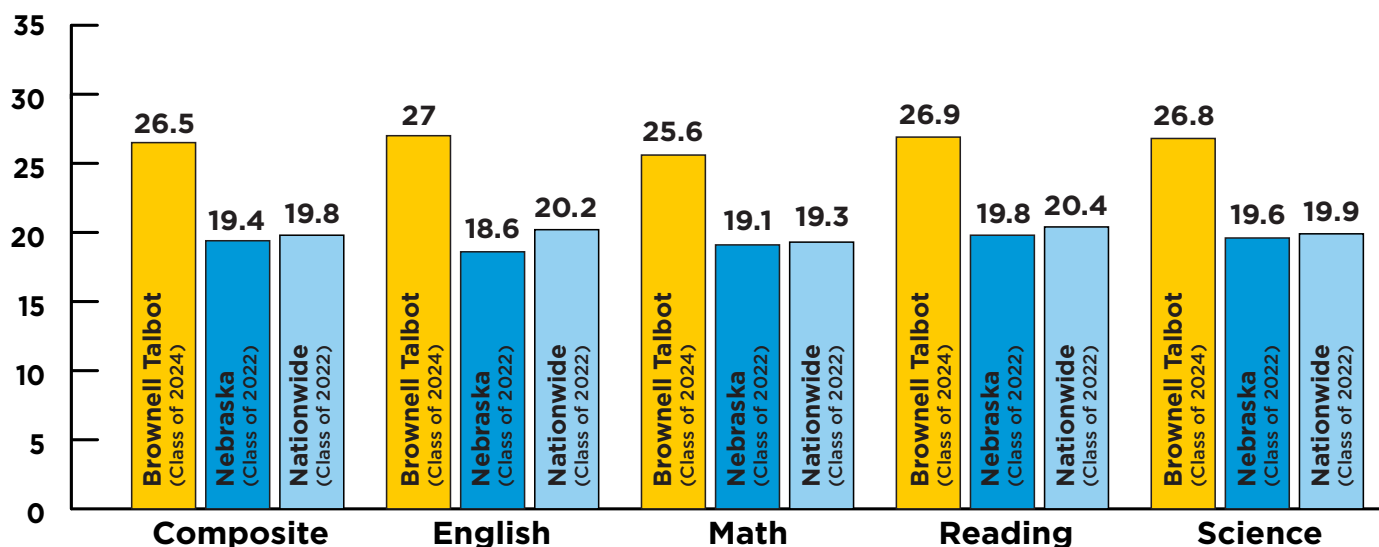
## ACT Scores

66% of the Class of 2024 took the ACT.

## SAT Scores

22% of the Class of 2024 took the SAT.

Standardized test statistics include scores through 7/2023 test dates. The testing culture at BT post-COVID is that students generally sit for one national exam; of the students represented in the data, 27% sat for more than one exam.



## Transcript and Course Information

### Grade Point Average

Each student has an individualized semester GPA and a cumulative GPA calculated from the beginning of ninth grade. The GPA includes grades from all classes. Transfer courses are not calculated into Brownell Talbot's cumulative GPA. We do not calculate unweighted GPAs.

### GPA Scale

AP, MSON and Physics with Calculus courses are weighted an additional .5 GPA.

W=Withdrawal after the course drop/add deadline

A+, A, A-	4.0
B+, B, B-	3.0
C+, C, C-	2.0
D+, D, D-	1.0

### Standard Grading Scale

A	93-100
B	85-92
C	77-84
D	70-76
F	<70

### AP, MSON and Physics with Calculus Grading Scale

A	90-100
B	80-89
C	70-79
D	60-69
F	<60

### Class Rank

Brownell Talbot is selective in admission and academic requirements and each class is relatively small; therefore, class rank is not calculated.

### Course Schedule and Credits

Brownell Talbot uses a unique block schedule on a five-day rotation; one day of the rotation contains all eight classes at 40 minutes each, while the other days consist of four 85-minute blocks in a rotating schedule to vary the time of day each class meets. Additionally, each day contains a 30-minute flex period. Course credits are primarily determined by the frequency of classes during the five-day rotation. English, history, math, science, and world language courses are typically five credits per semester. One exception is Physics with Calculus, which is awarded six credits per semester, due to class time extending into one flex period per rotation.

### Advanced Placement (AP) Policy

Brownell Talbot limits the number of AP and advanced (MSON) courses allowed each academic year and requires completion of the AP exam unless given special permission.

Sophomore Year: Up to 1 AP or MSON course

Junior Year: Up to 3 AP or MSON courses

Senior Year: Up to 3 AP or MSON courses

### AP Courses Offered (17)

2-D Art & Design	Drawing	Latin (denoted on transcript as Latin V)
3-D Art & Design	English Language	Music Theory
Biology	English Literature	Spanish
Calculus AB	Environmental Science	Statistics
Calculus BC	European History	US History
Chemistry	French	

AP scores do not appear on the transcript in accordance with school policy. MSON courses offered vary by year, MSON courses are indicated on student transcripts.

# Graduation Requirements

BT has the highest graduation requirements in the State of Nebraska. Upper School courses are taught at an advanced level, comparable to honors level. However, this is not indicated on the transcript. Students must complete a minimum of 250 credit hours:

- 40 credits of history (eight semesters)
- 40 credits of English (eight semesters)
- 40 credits of mathematics (eight semesters)
- 30 credits of science (six semesters)
- 20 credits of the same world language (four semesters)
- Healthy Living plus three additional semesters of PE
- A minimum of one semester of arts each year (four semesters)

## HISTORY

### Minimum Requirements

40 credits, eight semesters

### Required Courses

World History: Ancient to Renaissance

World History: Reformation to Modern or AP European History

U.S. History or AP U.S. History

U.S. Government

Economics

### Additional Courses

World Religions

Humanities: Summer Session Abroad

Social Studies Seminars: The Korean War (fall 2022), Technology and the Rise of Authoritarianism (spring 2023)

## ENGLISH

### Minimum Requirements

40 credits, eight semesters

### Required Courses

English 9: Foundations of Critical Reading and Writing

English 10: Entering a Global Discourse

American Literature

British Literature or AP Literature

### Additional Courses

AP Language and Composition

Creative Writing

## MATH

### Minimum Requirements

40 credits, eight semesters

### Required Courses

Algebra I, II

Geometry

### Additional Courses

Advanced Algebra with Trigonometry

Pre Calculus

AP Calculus AB

AP Calculus BC

Statistics

AP Statistics

MSON Multivariable Calculus

## SCIENCE

### Minimum Requirements

30 credits, six semesters

### Required Courses

Biology

Chemistry

Physics and/or Physics with Calculus

### Additional Courses

Plant Science

AP Biology

AP Chemistry

AP Environmental Science

## WORLD LANGUAGE

### Minimum Requirements

20 credits of the same language, four semesters

### Required Courses

French I, II

Latin I, II

Spanish I, II

### Additional Courses

French III, IV, AP

Latin III, IV, V

Spanish III, IV, AP

## PHYSICAL EDUCATION

### Minimum Requirements

Healthy Living plus three additional semesters of PE

### Required Courses

Healthy Living

### Additional Courses

Team Sports/Officiating

American Red Cross Lifeguard Training Class

Strength and Conditioning

Yoga

Athletic Competition

Fitness for Life

Swimming

Dance for the Stage

## FINE ART

### Minimum Requirements

A minimum of one semester of arts each year, four semesters

### Additional Courses

Chamber Music

Technology in Music

Music Theory

AP Music Theory

Band

Choir

Strings

Forensics I, II

Repertory Theatre

Acting

Dance for the Stage

Technical Theatre

Directing

Painting

Sculpture

Pottery

Photography

Portfolio

AP Portfolio (AP 2-D Art & Design, AP 3-D Art & Design or AP Drawing)

Beginning Journalism

Journalism

Yearbook I, II

Digital Media

# Acceptances and Matriculation

## Classes of 2021-2023

Schools where Brownell Talbot graduates have been accepted

Names in bold indicate at least one matriculated student

Adams State University  
Agnes Scott College  
**Amherst College**  
**Anoka-Ramsey Community College**  
**Arizona State University**  
Auburn University  
Augsburg University  
Avila University  
**Barnard College**  
**Baylor University**  
Benedictine College  
**Bentley University**  
**Brown University**  
Bucknell University  
Buena Vista University  
Butler University  
California College of the Arts  
California Institute of Technology  
California State University (East Bay)  
Carnegie Mellon University  
Case Western Reserve University  
**Chapman University**  
Christopher Newport University  
Clark University  
Clemson University  
Coe College  
Colorado School of Mines  
Colorado State University (Fort Collins)  
**Columbia University**  
**Community College of Denver**  
Connecticut College  
Cornell University  
**Creighton University**  
**Dartmouth College**  
Doane University  
**Drake University**  
Drexel University  
**Elon University**  
**Embry-Riddle Aeronautical University**  
Emory University  
**Fashion Institute of Technology**  
Florida Gulf Coast University  
Fordham University  
Georgetown University  
Georgia Institute of Technology  
Gonzaga University  
**Grinnell College**  
**Harvard University**  
High Point University  
Hillsdale College

Howard University  
Illinois Institute of Technology  
Indiana University (Bloomington)  
**Iowa State University**  
**Johns Hopkins University**  
Kansas City Art Institute  
Kansas State University  
Lawrence University  
Lehigh University  
Loyola Marymount University  
Loyola University Chicago  
Lynn University  
Marquette University  
**Massachusetts Institute of Technology**  
**Metropolitan Community College**  
Michigan State University  
Milwaukee School of Engineering  
Minneapolis College of Art and Design  
Missouri State University (Springfield)  
Morehouse College  
Morningside University  
Mount Holyoke College  
**Nebraska Wesleyan University**  
New York University  
North Carolina State University  
**Northeastern University**  
Northwest Missouri State University  
**Northwestern University**  
Occidental College  
Oglethorpe University  
Oregon State University  
Otis College of Art and Design  
Oxford College of Emory University  
Pace University (New York City)  
Pacific University  
Penn State University (University Park)  
Pepperdine University  
Pomona College  
Portland State University  
Pratt Institute  
**Purdue University**  
**Quincy University**  
Reed College  
Regis University  
**Rhode Island School of Design**  
Rhodes College  
**Rice University**  
Ripon College  
Rockhurst University  
Rollins College

**Rose-Hulman Institute of Technology**  
Rutgers University (New Brunswick)  
Saint Ambrose University  
Saint Louis University  
**San Diego State University**  
San Jose State University  
Santa Clara University  
Santa Monica College  
Savannah College of Art and Design  
School of the Art Institute of Chicago  
School of Visual Arts  
**Scripps College**  
Seton Hall University  
**Smith College**  
South Dakota State University  
Southern Methodist University  
**St. Edward's University**  
St. Olaf College  
SUNY at Albany  
Sweet Briar College  
Syracuse University  
Temple University  
Texas A&M University  
**Texas Christian University**  
The Ohio State University  
The University of Alabama  
The University of Manchester  
The University of Texas at Austin  
Transylvania University  
**United States Air Force Academy**  
United States Coast Guard Academy  
United States Naval Academy  
**University of Amsterdam**  
University of Arizona  
University of Birmingham  
University of California (Berkeley)  
University of California (Davis)  
University of California (Irvine)  
University of California (Riverside)  
University of California (San Diego)  
University of California (Santa Barbara)  
University of California (Santa Cruz)  
University of Central Missouri  
University of Charleston  
**University of Chicago**  
University of Colorado Boulder  
University of Connecticut  
University of Denver  
University of Exeter  
University of Florida

University of Georgia  
University of Illinois at Urbana-Champaign  
**University of Iowa**  
**University of Kansas**  
University of La Verne  
University of Maryland (Baltimore County)  
University of Maryland (College Park)  
**University of Miami**  
University of Michigan  
University of Minnesota (Morris)  
University of Minnesota (Twin Cities)  
**University of Missouri (Columbia)**  
**University of Nebraska (Lincoln)**  
University of Nebraska at Kearney  
**University of Nebraska at Omaha**  
University of North Carolina at Chapel Hill  
University of North Carolina at Charlotte  
University of North Dakota  
University of Northern Iowa  
**University of Notre Dame**  
University of Oklahoma  
University of Oregon  
**University of Pennsylvania**  
University of Pittsburgh  
University of Puget Sound  
University of San Diego  
**University of San Francisco**  
University of Sioux Falls  
University of South Carolina  
University of South Florida  
**University of Southern California**  
**University of Southern Mississippi**  
University of Sussex  
**University of Sydney**  
University of Tulsa  
University of Virginia  
University of Washington (Seattle Campus)  
University of Wisconsin (Madison)  
**Vassar College**  
Villanova University  
Washington University in St. Louis  
Wayne State College  
Western Connecticut State University  
**William & Mary**  
Worcester Polytechnic Institute  
Xavier University  
Yale University  
**Yeshiva University**

### Admission and Financial Aid

Brownell Talbot seeks to enroll students in preschool through grade 12 who show promise and proven ability and who are enthusiastic and eager to learn. Admission is competitive, and applicants for grades 1-12 are reviewed on the basis of their academic record (grades, test scores, and teacher recommendations), character, and extracurricular interests and talents.

For the 2023-2024 school year, more than \$720,000 in need-based assistance was awarded (including \$275,000 in scholarships). Approximately twenty percent of the school population (1 in 5 students) receives some form of financial assistance with

roughly one-third of Upper School students receiving scholarships and financial aid totaling \$300,000.

### The Malone Scholars Program

The Malone Scholars Program seeks gifted and academically motivated students in grades 7 through 12 who require a minimum of 30 percent financial assistance. Malone Scholars can receive up to 100 percent of tuition and fees. Malone merit-based scholarships are available for qualified, high-ability students who test in the top five percent on Brownell Talbot's entrance exams and meet other requirements—students who are committed to achieving their full potential in high school and beyond.

### Accreditation and Memberships

Accreditation: Independent Schools Association of the Central States, AdvancED, and the Nebraska Department of Education. Memberships: National Association of Independent Schools, Educational Records Bureau, Council for the Advancement and Support of Education, National Association for College Admission Counseling, Great Plains Association of College Admission Counseling, American School Counselors Association, Association of College Counselors in Independent Schools, and the School and Student Service for Financial Aid.